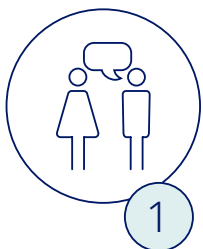




5 steps on obesity

A guide to discussing weight with your patients



1

Initiate




2

Diagnose




3

Discuss



4

Treat



5

Follow-up

rethinkobesity.com.au

Rethink Obesity[®]



5 steps on obesity

Talking about obesity with your patients can be difficult as weight is a sensitive issue.

These 5 steps may help you start and continue the conversation in order to find the right treatment option for your particular patient.



1. Initiate

1.A Ask permission



2. Diagnose

2.A Assess BMI

2.B Measure waist circumference



3. Discuss

3.A Start the conversation

3.B Take weight history

3.C Set realistic and attainable goals



4. Treat

Discuss a multifaceted approach:

4.A Lifestyle therapy

4.B Pharmacotherapy

4.C Bariatric surgery



5. Follow-up

5.A Assess progress

5.B Modify treatment

5.C Make a new appointment



1 Initiate

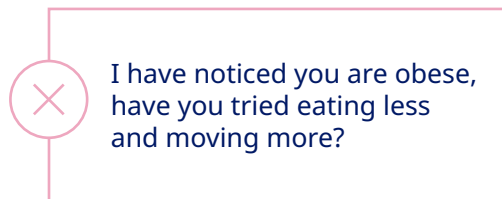
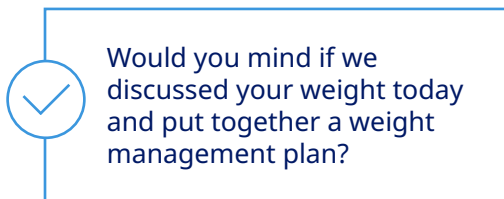
1.A Ask permission

When opening the conversation it's important to ask for permission as talking about weight may be a sensitive topic.^{1,2}

Would it be alright to discuss your weight today?

Once you have permission to discuss weight, ensure you use positive, motivational and patient first language at all times.³

Below are two examples of how to discuss obesity with your patient, one is best practice and the other is language you should avoid.³



Getting the conversation started:

How is your weight affecting your life and the activities that you enjoy?

How important is it for you to work on your weight?

If a patient does not give permission and does not want to have a discussion about their weight, do not push it further and inform them that you will be available to discuss in the future if they change their mind.¹



2 Diagnose

2.A Assess BMI (Body Mass Index)

2.B Measure waist circumference

BMI and waist circumference are important measures for evaluating obesity-related health risks.⁴

There are several things that you as a healthcare provider can do in order to make this experience as comfortable for your patient as possible.

Before assessing BMI, you need to weigh your patient.

When weighing your patient:



Ensure weighing scales are in an area which offer privacy



Ensure weighing scales measure greater than 200 kg



Refrain from announcing your patient's weight in a non-private area



2.A Assess BMI (Body Mass Index)

Diagnosing obesity begins with assessing your patient's BMI – this is a simple measurement of your patient's weight (kg) divided by the square of their height in metres.⁵

$$\text{BMI (kg/m}^2\text{)} = \frac{\text{Weight (kg)}}{[\text{Height (m)}]^2}$$

Please refer to the last page of this document for a BMI calculator, where you can calculate your patient's BMI using their weight and height.

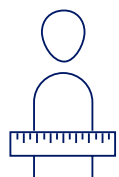
BMI classifications

The World Health Organization propose a BMI-centric classification system to guide population-level and clinical decision-making strategies.⁵

Classification	BMI
Obesity	≥30.0
Obesity class I	≥30.0 and <35.0
Obesity class II	≥35.0 and <40.0
Obesity class III	≥40.0

2.B Measure waist circumference

Waist circumference is an important measure for evaluating health risks. Below is a guide on how you can make this a more comfortable experience for your patient:⁴



1. Ask the person to stand facing you
2. Hand them one end of the measuring tape and ask them to hold it at their belly button
3. Request they make one turn so that the tape wraps around their waist
4. Grasp both ends of the tape and adjust it to ensure the tape is at the level of the upper hip bones and record their waist circumference

Waist circumference cut-offs to identify increased relative risk for the development of obesity-related complications⁶

Men	>102 cm
Women	>88 cm



3 Discuss

3.A Start the conversation

3.B Take weight history

3.C Set realistic and attainable goals

3.A Start the conversation

Below are some examples of how your weight management conversations could start.

If we can review your previous test results for a moment, I think it may be beneficial to discuss how improving your health and losing weight would help to improve some of these results in the future.

Carrying excess weight can be a cause of some of your health concerns. Can we discuss how losing weight can improve your health?

Explain that obesity is not your patient's fault. When discussing obesity with your patient, it is important you help them understand that body weight is influenced by many different factors, including genetics, environment and hormones, and that's why losing weight and maintaining weight loss may be challenging for people living with obesity.^{7,8}

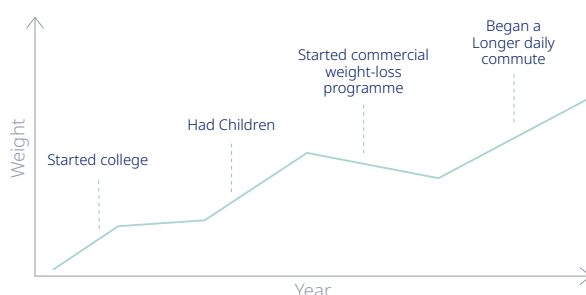
3.B Take weight history

During your weight management discussion, consider taking your patient's weight history to understand any potential triggers for their weight gain, their weight loss attempts to date and to discuss any challenges they encountered.

Below are some examples of questions, which could support your weight history discussion with your patient.

*Do you feel as if your weight has been an issue in the past?
For how long?*

Tell me about your efforts with trying to lose weight in the past





3.C Set realistic and attainable goals

Once you have a good understanding of the patient’s weight journey so far, you can progress to discussing and setting goals together.

Below are some examples of questions, which could support the conversation on goal setting with your patient.

What are some reasonable goals you could set regarding your weight?

What kind of changes would you be willing to start with?

Start by eliciting **what** your patient’s goals are. By doing this, you can help them to determine realistic and achievable targets. Consider the following:

- Short-term goals
- Long-term goals

Next, together with your patient, explore **how** they will be able to achieve these goals. The steps should be measurable and build on each other over time.

Lastly, set realistic dates for **when** your patient will aim to achieve both their short- and long-term goals, and importantly, set expectations that obesity management is a long-term process.¹

Resources to support conversations with your patients about obesity

1. Start the conversation



Use the handout ‘Losing weight is hard, talking about it doesn’t have to be’ to help your patient understand the causes of obesity

2. Goal setting and tips to obtain the goals



Use the ‘Goal Setting’ handout to create SMART goals with your patients: Specific, Measurable, Achievable, Relevant, Timely



4 Treat

Discuss a multifaceted approach:

4.A Lifestyle therapy

4.B Pharmacotherapy

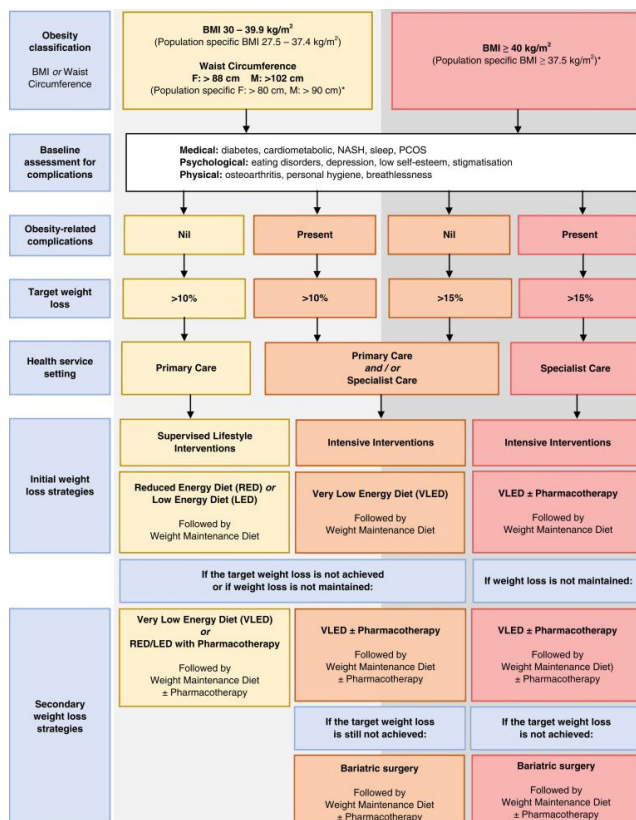
4.C Bariatric surgery

Obesity is a chronic disease, where treatment should target both weight-related complications and adiposity to improve overall health and quality of life. It can be managed effectively through a variety of available treatment options, depending on the individual patient characteristics and the severity of the disease.⁹

The principal goals in obesity management are to prevent complications by trying to keep the patient metabolically healthy (if possible), to prevent or to treat complications if they are already present, to fight against stigmatisation and to restore wellbeing, positive body image and self-esteem.⁶

There are multiple guidelines available for obesity management, that provide recommendations for patients at different stages of weight management. One of these guidelines is The Australian Obesity Management Algorithm.⁹

The Australian algorithm for the management of obesity



Tania P. Markovic, Obesity Research & Clinical Practice,
<https://doi.org/10.1016/j.orcp.2022.08.003>



4.A Lifestyle therapy

Lifestyle therapy modifications are the cornerstone of all obesity treatments and should be the first-line intervention in all individuals. Importantly, lifestyle modifications must be included as part of any weight loss intervention. Many obesity management guidelines recommend that lifestyle therapy for obesity should include the following three components; meal plan, physical activity and behavioural modification.⁹ However, these interventions are not always sufficient to maintain weight loss.^{10,11}

For more guidance on Lifestyle Therapy Modifications see <https://www.sciencedirect.com/science/article/pii/S1871403X22000709>



4.B Pharmacotherapy

Pharmacological treatment should be considered as part of a comprehensive strategy of disease management.¹² Pharmacotherapy can help patients to maintain lifestyle modifications, reduce obesity-related health risks and improve quality of life. It can also help to prevent the development of obesity comorbidities (e.g. type 2 diabetes).¹² Pharmacotherapy can be considered in patients with a BMI of ≥ 30 kg/m², or ≥ 27 kg/m² with obesity-related complications⁹.

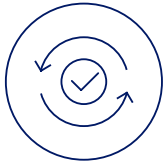


4.C Bariatric surgery

Bariatric surgery is most effective intervention for obesity management. In patients with a BMI ≥ 40 kg/m², or BMI ≥ 35 kg/m² and at least one or more obesity-related co-morbidities (such as type 2 diabetes, hypertension, sleep apnoea and other respiratory disorders, non-alcoholic fatty liver disease, osteoarthritis, lipid abnormalities, gastrointestinal disorders or heart disease)¹⁶ it is intended to manage excess weight that is severe and/or associated with severe weight-related complications.⁹

Bariatric surgery can be malabsorptive or restrictive, with each type requiring different lifestyle changes.¹⁷

For more guidance on Bariatric Surgery, see <https://www.sciencedirect.com/science/article/pii/S1871403X22000709>



5 Follow up

- 5.A Assess progress for weight maintenance
- 5.B Modify treatment approach
- 5.C Make a new appointment



Evidence indicates that frequent consultations to discuss weight maintenance can have a significant positive effect on weight management.¹⁸

At the follow-up appointment, talk to your patient about what has been working well and what challenges they have faced. Ensure you cover the three main areas on the next page during the follow-up appointment.



5.A Assess progress for weight maintenance

- Calculate your patient's BMI and waist circumference
- Assess progress by acknowledging achievements and adjusting goals where necessary
- Make it clear to your patients that measuring weight is not the only factor to the visit: recognise achievements other than weight loss, such as walking more or eating healthily



5.B Modify treatment approach

- It is important to modify or intensify treatment, where necessary, to overcome weight regain. Consider each patient's weight history and current situation to determine a follow-up plan for treatment
- Once the weight loss has been stabilised, re-evaluate the weight-related complications
- Explain to your patients that preventing weight regain is the cornerstone of lifelong weight management, for any weight loss techniques which they may be using
- If appropriate for your patient, discuss treatments beyond lifestyle, such as continued pharmacotherapy or other interventions¹⁹



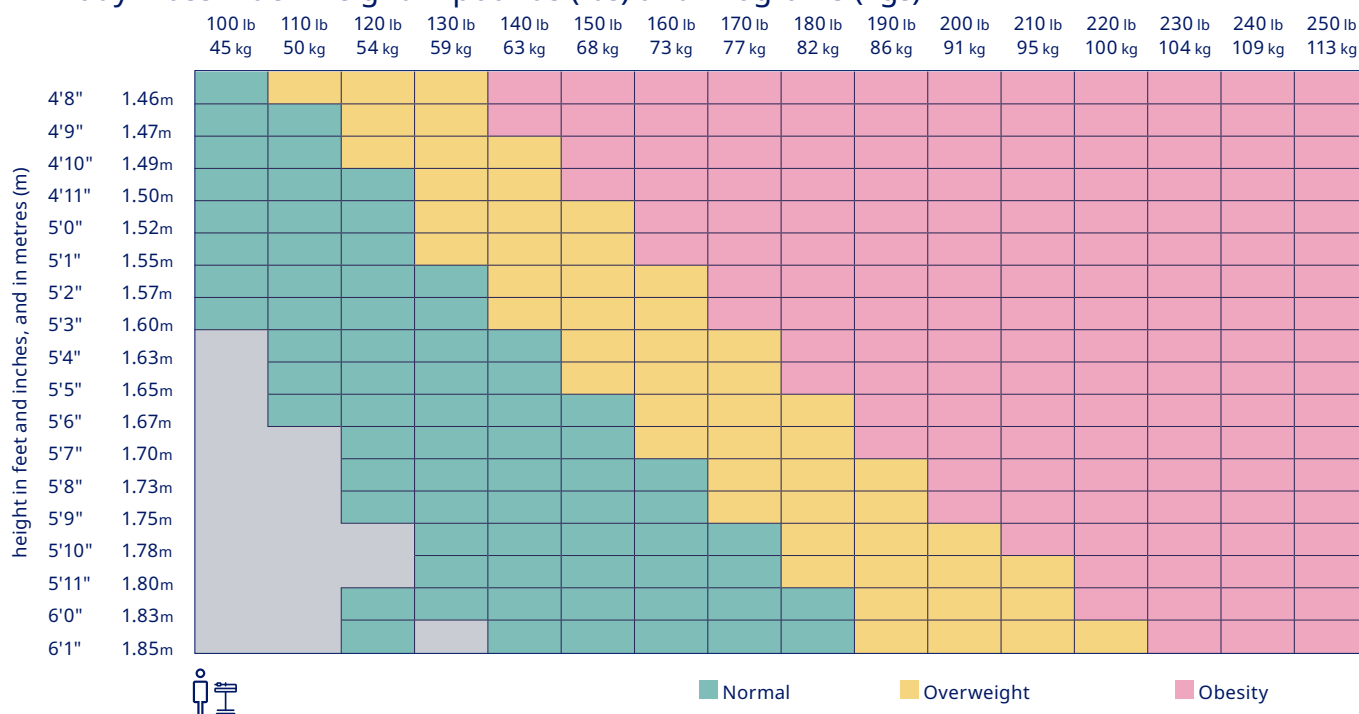
5.C Make a new appointment

- Ensure to have frequent follow-up visits with your patients to support them on their weight loss journey

To learn more, visit rethinkobesity.com.au to download printable resources and to watch obesity expert videos to best support your patients with obesity.

BMI calculator^{20,21}

Body mass index weight in pounds (lbs) and kilograms (kgs)



References

- Vallis M, Piccinini-Vallis H, Sharma A, et al. Modified 5As. *Canadian Family Physician*. 2013; 59:27–31.
- Caterson I, Alfadda A, Auerbach P, et al. Gaps to bridge: misalignment between perception, reality, and action in obesity. *Diabetes Obes Metab*. 2019; 21:1914–1924.
- Wadden T and Didie E. What's in a Name? Patients' Preferred Terms for Describing Obesity. *Obesity Research*. 2003; 11:1140–1146.
- NHLBI. The Practical Guide Identification, Evaluation, and Treatment of Overweight and Obesity in Adults. Available at: <https://www.ncbi.nlm.nih.gov/books/NBK2003/>. Last accessed: November 2020
- WHO. Obesity: Preventing and managing the global epidemic. Available at: <http://www.who.int/iris/handle/10665/42330> Last accessed: November 2020.
- Durrer Schutz D, Busetto L, Dicker D, et al. European Practical and Patient-Centred Guidelines for Adult Obesity Management in Primary Care. *Obes Facts*. 2019; 12:40–66.
- Wright SM and Aronne LJ. Causes of obesity. *Abdominal Imaging*. 2012; 37:730–732.
- National Institutes of Health. Clinical Guidelines On The Identification, Evaluation, And Treatment Of Overweight And Obesity In Adults. Available at: http://www.nhlbi.nih.gov/guidelines/obesity/ob_gdlns.pdf. Last accessed: November 2020.
- Tania P. Markovic, Obesity Research & Clinical Practice, <https://doi.org/10.1016/j.orcp.2022.08.003>
- Mann T, Tomiyama AJ, Westling E, et al. Medicare's search for effective obesity treatments: diets are not the answer. *Am Psychol*. 2007; 62:220–233.
- Jensen MD, Ryan DH, Apovian CM, et al. 2013 AHA/ACC/TOS guideline for the management of overweight and obesity in adults: a report of the American College of Cardiology/American Heart Association Task Force on Practice Guidelines and The Obesity Society. *Circulation*. 2014; 129:S102–138.
- Yumuk V, Tsigos C, Fried M, et al. European Guidelines for Obesity Management in Adults. *Obesity Facts*. 2015; 8:402–424.
- Li M and Cheung BM. Pharmacotherapy for obesity. *Br J Clin Pharmacol*. 2009; 68:804–810.
- Busetto L, Dicker D, Azran C, et al. Practical Recommendations of the Obesity Management Task Force of the European Association for the Study of Obesity for the Post-Bariatric Surgery Medical Management. *Obesity Facts*. 2017; 10:597–632.
- Bariatric surgery procedures. American Society for Metabolic and Bariatric Surgery (ASMBS) website. Available at: <https://asmbs.org/patients/bariatric-surgery-procedures>. Last accessed: November 2020.
- ASMBS. Bariatric surgery misconceptions. Available at: <https://asmbs.org/patients/bariatric-surgery-misconceptions>. Last accessed: November 2020.
- Obesity Action Coalition. Bariatric surgery. Available at: <http://www.obesityaction.org/obesity-treatments/bariatric-surgery>. Last accessed: November 2020.
- Hall K and Kahan S. Maintenance of Lost Weight and Long-Term Management of Obesity. *Med Clin North Am*. 2018; 102:183–197.
- Soleymani T, Daniel S and Garvey WT. Weight maintenance: challenges, tools and strategies for primary care physicians. *Obes Rev*. 2016;17:81-93.
- National Heart, Lung, and Blood Institute; National Institutes of Health; US Department of Health and Human Services. Classification of overweight and obesity by BMI, Waist Circumference, and Associated Disease Risks. Bethesda, MD: National Institutes of Health. Available at: https://www.nhlbi.nih.gov/health/educational/lose_wt/BMI/bmi_dis.htm. Last accessed: November 2020.
- National Heart, Lung, and Blood Institute; National Institutes of Health; US Department of Health and Human Services. Do You Need To Lose Weight? Healthy Hearts, Healthy Homes. Bethesda, MD: National Institutes of Health; 2008. NIH publication 08-6354.

Novo Nordisk Pharmaceuticals Pty Ltd. ABN 40 002 879 996. Level 10, 118 Mount Street, North Sydney NSW 2060.
 NovoCare® Customer Care Centre 1800 668 626. www.novonordisk.com.au.
 ® Registered trademark of Novo Nordisk A/S. AU22OB00024. October 2022.

Rethink Obesity®

